



## #TheMH30 - Mirror Head 30 BARCO F80 Series

**A tool the industry has been waiting for.** – You can now align and move projection positions and create fascinating shows with 3-chip DLP laser phosphor large venue projector by BARCO F80 Series.

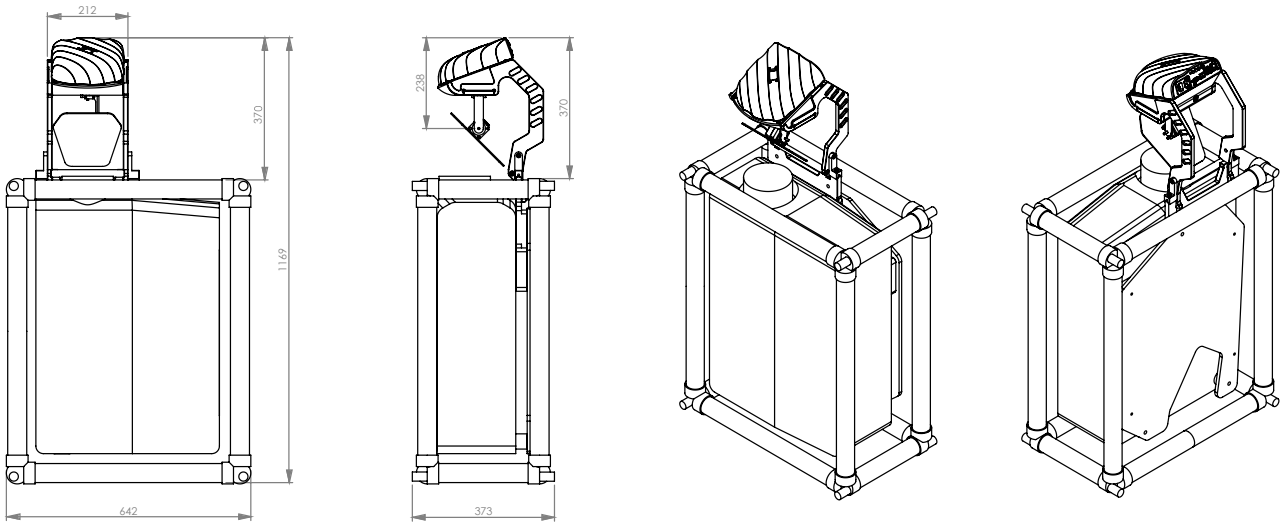
**Use your projectors to their full potential.** – #TheMH30 is the pair of wings for your projector. Now you can easily move projection positions to reach more surfaces and project bright and colourful content across an entire room.

**Optimized for professional show integrators.** – You can easily mount a base plate to any Mirror Head 30 compatible projector. Once mounted, your projector is ready for #TheMH30.

**Ideal for staging, rental and touring.** – #TheMH30 is 100% stack frame compatible with a quick, easy and secure mounting done in less than a minute while you are on the road.

**It is important to note.** – #TheMH30 has been designed and is produced in Austria to ensure a high-level of performance. Dynamic Projection Institute has designed this powerful tool to operate at industry-levels of efficiency and we guarantee accurate projection positioning.

## SPECIFICATIONS MIRROR HEAD 30 WITH BARCO F80-Q7



### MECHANICAL SPECIFICATIONS WITH F80-Q7

Fixture dimensions with frame (W/D/H)	642 x 373 x 1169 mm
Fixture total with F80 rigging frame	60 kg
Projector F80 + GLD Lens + MH30	37 kg
Mirror Head MH30	7,5 kg

### PROJECTOR COMPATIBILITY

BARCO F80 Series  
 F80-4K7 - F80-4K9 - F80-4K12 - F80-Q7 - F80-Q9 - F80-Q12

IMPORTANT NOTE: For information about the specifications, operations and use of the projector carefully read the instruction manual of your projector. <https://www.barco.com/en/search?q=f80>

### LENS COMPATIBILITY LIST FOR BARCO F80 SERIES

GLD lens	GLD lens	GLD lens	GLD lens
TR: 1.06-1.42:1 Motorised	TR: 1.43-2.12:1 Not motorised	TR: 1.43-2.12:1 Motorised	TR: 2.12-3.18:1 Motorised

FLD EN11	FLD EN13	FLD EN14	FLD EN16	FLD+ EN41
TR: 1.6-2.32:1 Standard Zoom	TR: 1.24-1.6:1 Wide Angle Zoom	TR: 2.37-3.79:1 Long Throw Zoom	TR: 3.8-6.5:1 Extra Long Throw Zoom	TR: 1.7-2.5:1 Standard Zoom High Resolution

Due to optical reasons we do not recommend using a throw ratio below 1.6:1.

### ELECTRICAL SPECIFICATIONS

INPUT POWER  
 100-240V / 2-1A / 50-60Hz,  
 Max. 10A (3-prong C14 male socket)

POWER CONSUMPTION  
 Max. 17W  
 Standby mode 3W

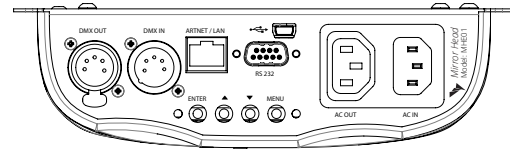
Caution! There are no user serviceable parts (fuse) inside this unit.

### ITEM NUMBER: MH30

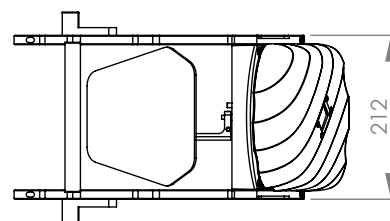
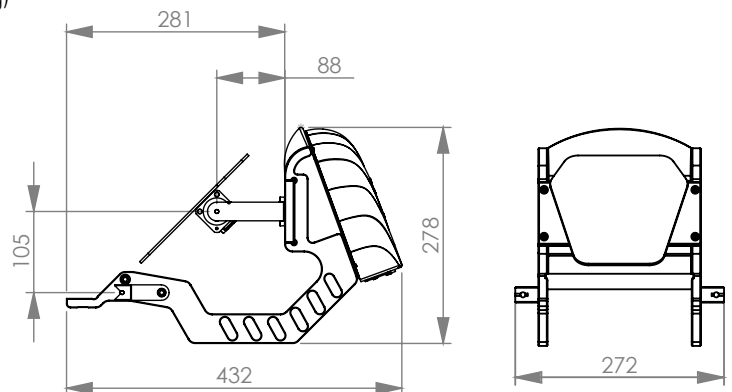
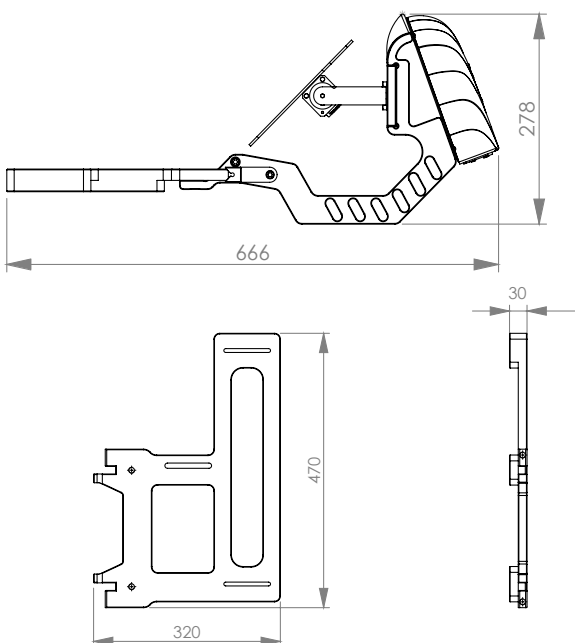
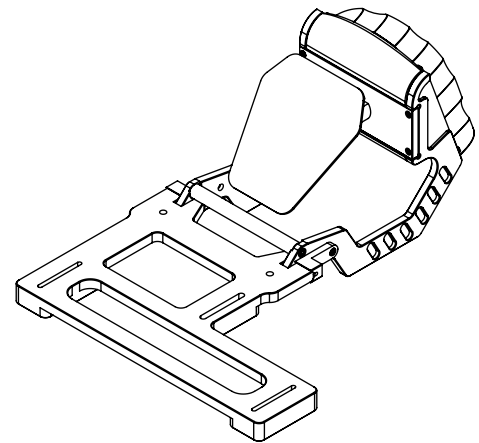
- Package dimensions (W/D/H): 585 x 380 x 380 mm
- Package weight: 10,5 kg
- Package includes: Mirror Head unit MH30, 2 pcs. MH30 spacers, QIG, A/C power cable, mounting screws, metric hex key 2 mm and 5 mm

## MIRROR HEAD SPECIFICATIONS / FEATURES

- High resolution 16bit Pan / Tilt mirror movement
- DMX-512 control over 14 DMX channels
- DMX-IN and DMX-OUT / Through port (5-pin male and female XLR connectors)
- 14 DMX channels are required to control the unit
- Art-Net™ connection (RJ45) (Art-Net™ designed by and Copyright Artistic License Holdings Ltd.)
- High resolution micro step motors with maintenance free direct drive
- Self calibrating mirror position for high accuracy
- Absolute reposition accuracy smaller than 0.03°
- Movement accuracy: Pan and Tilt from the same direction to the programmed point within approximately 0.01°
- Flash-able firmware (Mini USB OTG)
- High resolution LED-Display for easy configuration
- LED-Display back-light auto turn off for energy saving
- LED-Display Flip / Flop mode for easy reading in difficult positions
- Coated mirror for optimum reflection ~98% refraction factor
- Optimized mirror optics for the specific projector
- Passive cooled system (excluding projector)
- Environmental tolerances: Ambient operating temperature range: 5°–35°C, Humidity: 20%–80% (non-condensing)
- Quick, secure and easy snap-in mounting
- Anodized light metal construction



Control unit / MHE01



CAUTION: Secure the fixture with a safety cable (or other secondary attachments) that is approved for the weight of the fixture, so that the safety cable will hold the fixture if the primary attachment fails.



To protect the environment, please try to recycle the packing material as much as possible.

