



## #TheMH28 - Mirror Head 28 EPSON EB-L30000U

**#TheMH28 – A tool the industry has been waiting for.** You can now align and move projection positions and create fascinating shows with the EPSON 3LCD laser projector, like the EB-L30000U.

**Use your projectors to their full potential.** – #TheMH28 is the pair of wings for your projector. Now you can easily move projection positions to reach more surfaces and project bright and colourful content across an entire room.

**Optimized for professional show integrators.** – You can easily mount the base plate to the EPSON EB-L30000U projector. Once mounted, your projector is ready for the #MH28.

**Ideal for staging, rental and touring.** – #TheMH28 is 100% stack frame compatible with a quick, easy and secure mounting done in less than a minute with the stacking frame ELPMB52 or the EPSON carry handle ELPMB49.

**It is important to note.** – #TheMH28 has been designed and is produced in Austria to ensure a high-level of performance. Dynamic Projection Institute has designed this powerful tool to operate at industry-levels of efficiency and we guarantee accurate projection positioning.

**SPECIFICATIONS MIRROR HEAD 28 WITH EPSON EB-L30000U**

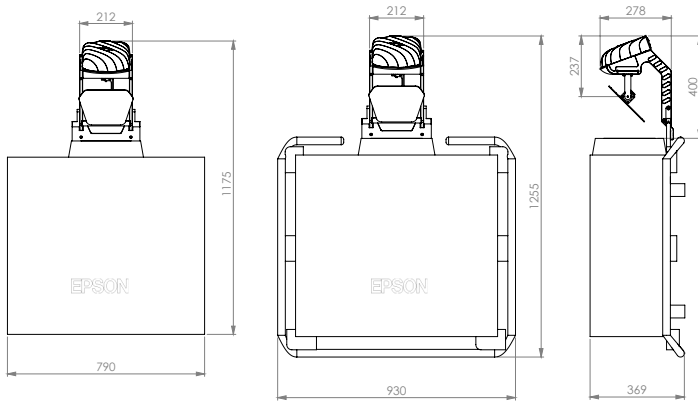


Figure with Carry Handle  
for EPSON EB-L30000U

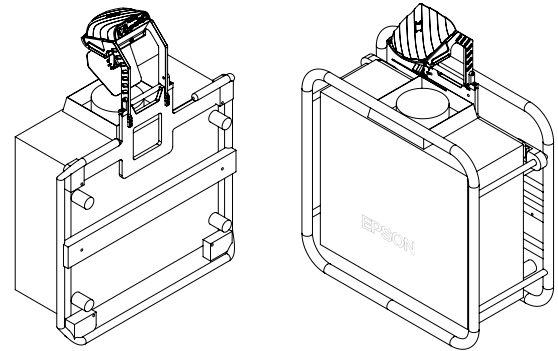


Figure with Lang Frame  
for EPSON EB-L30000U

**MECHANICAL SPECIFICATIONS WITH EB-L30000U**

**Fixture dimensions (W/D/H)**

without frame	790 x 137 x 1175 mm
with Carry Handle	930 x 369 x 1125 mm
with Lang Frame	964 x 439 x 1266 mm

**Weight**

Projector EB-L30000U + Lens	75 kg
Mirror Head MH28	7,5 kg
Carry Handle ELPMB49	10 kg
LANG Stacking Frame ELPMB52	17 kg
Fixture total with Carry Handle	93 kg
Fixture total with Lang Frame	100 kg

**PROJECTOR COMPATIBILITY**

EPSON EB-L30000U / EPSON EB-L25000U



Caution! There are no user serviceable parts (fuse) inside this unit.

**ELECTRICAL SPECIFICATIONS**

**INPUT POWER**

100-240V / 2-1A / 50-60Hz,  
Max. 10A (3-prong C14 male socket)

**POWER CONSUMPTION**

Max. 17W  
Standby mode 3W

**ITEM NUMBER: MH28**

- Package dimensions (W/D/H): 800 x 390 x 350 mm
- Package weight: 11,5 kg
- Package includes: QIG, Mirror Head unit, Base Plate MHB-2802, RS232 cable, A / C power cable, Mounting screws and spacers, Metric Hex key 2 mm and 5 mm.

**IMPORTANT NOTE:** For information about the specifications, operations and use of the projector carefully read the instruction manual of your projector.  
<https://www.epson.co.uk/products/projectors/installation/eb-l30000u>

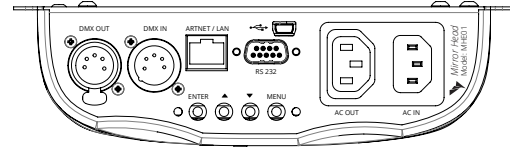
**LENS COMPATIBILITY LIST FOR EPSON EB-L30000U**

ELPLM12	ELPLM13	ELPLM14	ELPLL09	ELPLL10 (++)
TR: 1.74 - 2.35 Zoom Lens	TR: 2,28 - 3,46 Zoom Lens	TR: 3.41 - 5.11 Zoom Lens	TR: 4.79 - 7.2 Zoom Lens	TR: 6.96 - 10.45 Zoom Lens

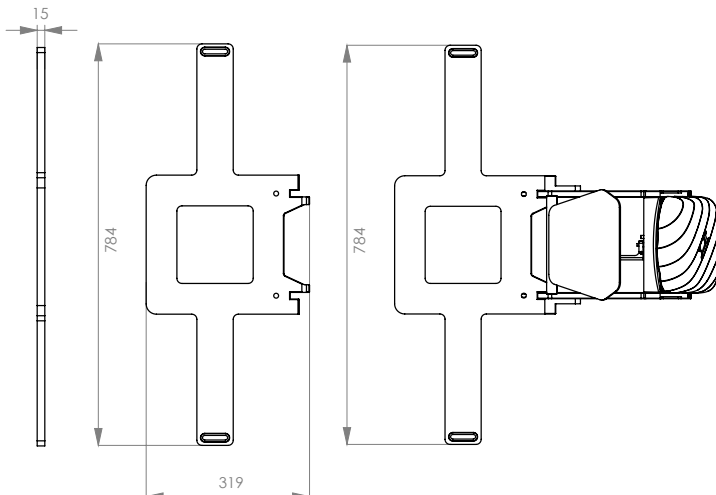
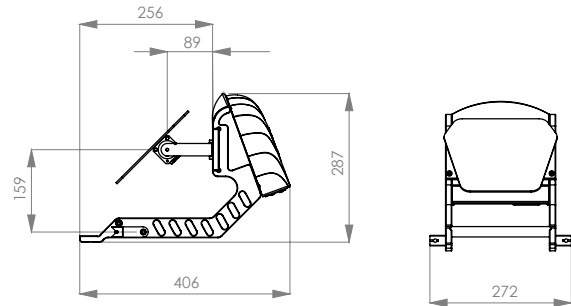
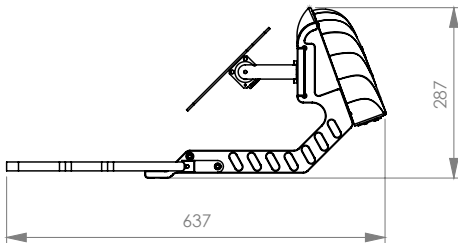
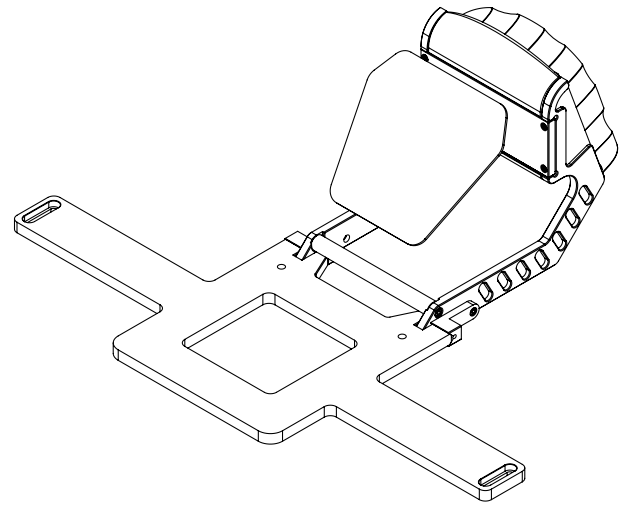
**NOTE:** Due to optical reasons we do not recommend this lens below a throw ratio of 1.6:1.  
(++) To be compatible use the Mirror Head Lens Extension MHZ-LE8

## MIRROR HEAD SPECIFICATIONS / FEATURES

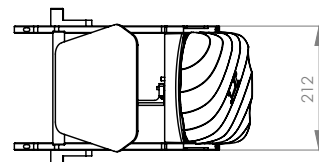
- High resolution 16bit Pan / Tilt mirror movement
- DMX-512 control over 14 DMX channels
- DMX-IN and DMX-OUT / Through port (5-pin male and female XLR connectors)
- 14 DMX channels are required to control the unit
- Art-Net™ connection (RJ45) (Art-Net™ designed by and Copyright Artistic License Holdings Ltd.)
- High resolution micro step motors with maintenance free direct drive
- Self calibrating mirror position for high accuracy
- Absolute reposition accuracy smaller than 0.03°
- Movement accuracy: Pan and Tilt from the same direction to the programmed point within approximately 0.01°
- Flash-able firmware (Mini USB OTG)
- High resolution LED-Display for easy configuration
- LED-Display back-light auto turn off for energy saving
- LED-Display Flip / Flop mode for easy reading in difficult positions
- Coated mirror for optimum reflection ~98% refraction factor
- Optimized mirror optics for the specific projector
- Passive cooled system (excluding projector)
- Environmental tolerances: Ambient operating temperature range: 5°–35°C, Humidity: 20%–80% (non-condensing)
- Quick, secure and easy snap-in mounting
- Anodized light metal construction



Control unit / MHE01



Base Plate MHB-2802



**CAUTION:** Secure the fixture with a safety cable (or other secondary attachments) that is approved for the weight of the fixture, so that the safety cable will hold the fixture if the primary attachment fails.



To protect the environment, please try to recycle the packing material as much as possible.

